



PRESS - PACK RECTIFIER DIODE D183-6300

<ul style="list-style-type: none"> ◆ $V_{RRM} = \underline{1200-2200\text{ V}}$ ◆ $I_{F(AV)} = \underline{7460\text{ A}}$ ($T_C = 85^\circ\text{C}$) ◆ $I_{FSM} = \underline{90\text{ kA}}$ ($t_p = 10\text{ms}$) 			
<ul style="list-style-type: none"> ◆ Low forward losses ◆ Low dispersion Q_{RR} and V_{FM} for series and parallel connections ◆ Press-pack design 			
MAXIMUM RATED VALUES			
Parameter and conditions	Symbol	Values	Units
Repetitive peak reverse voltage, $T_j = -60 \dots + 175\text{ }^\circ\text{C}$	V_{RRM}	1200-2200	V
Non- repetitive peak reverse voltage, $T_j = -60 \dots + 175\text{ }^\circ\text{C}$	V_{RSM}	1300-2300	
Repetitive peak reverse current, $T_j = 175\text{ }^\circ\text{C}$, $V_R = V_{RRM}$	I_{RRM}	100	mA
Maximum average forward current, $T_C = 85\text{ }^\circ\text{C}$, $f = 50\text{ Hz}$	$I_{F(AV)}$	7460	A
RMS forward current, $T_C = 85\text{ }^\circ\text{C}$, $f = 50\text{ Hz}$	I_{FRMS}	11712	
Surge non-repetitive current, $T_j = 175\text{ }^\circ\text{C}$, $V_R = 0$, $t_p = 10\text{ ms}$	I_{FSM}	90	kA
Safety factor	I^2t	$40,5 \cdot 10^6$	A^2s
Operation junction temperature range	T_j	-60 ... +175	°C
Storage temperature range	T_{stg}	-60 ... +50	

**D183-6300**

ELECTRICAL CHARACTERISTICS					
Parameter and conditions	Symbol	Values			Units
		min	typ.	max	
Maximum peak forward voltage, $T_j = 25\text{ }^\circ\text{C}$, $I_F = 19780\text{ A}$	V_{FM}	-	-	1,55	V
On-state threshold voltage, $T_j = 175\text{ }^\circ\text{C}$, $I_F = 9890 - 29670\text{ A}$	V_{TO}	-	-	0,77	
On-state slope resistance, $T_j = 175\text{ }^\circ\text{C}$, $I_F = 9890 - 29670\text{ A}$	r_T	-	-	0,040	m Ω
Recovery charge, $T_j = 175\text{ }^\circ\text{C}$, $I_F = 6300\text{ A}$, $di_F/dt = -5\text{ A}/\mu\text{s}$, $V_R \geq 100\text{ V}$	Q_{RR}	-	-		μAs
Recovery current, $T_j = 175\text{ }^\circ\text{C}$, $I_F = 6300\text{ A}$, $di_F/dt = -5\text{ A}/\mu\text{s}$, $V_R \geq 100\text{ V}$	I_{RR}	-	-		A
THERMAL PARAMETERS					
Thermal resistance junction to case, DC per diode double side cooled anode side cooled cathode side cooled	$R_{th(j-c)}$	-	-	0,008 0,016 0,016	$^\circ\text{C}/\text{W}$
Thermal resistance case to heatsink, double side cooled single side cooled	$R_{th(c-h)}$	-	-	0,002 0,004	
MECHANICAL PARAMETERS					
Weight	w	-	1,5	-	kg
Mounting force	F	60	-	80	kN
Maximum acceleration (at nominal mounting force)	a	-	-	100	m/s ²



D183-6300

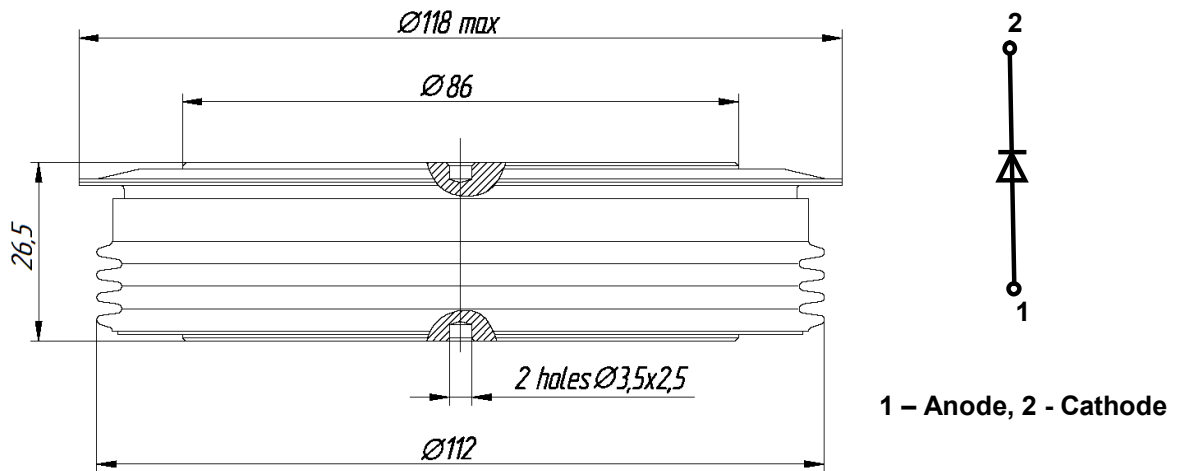


Fig. 1. Device Outline Drawing
(dimensions in mm)



126, Proletarskaya str.,
430001, Saransk, Republic Mordovia, Russia
Tel: +7(8342) 47-04-30
Tel/Fax: +7 (8342) 47-15-01
E-mail: vpruvs@elvpr.ru
Internet: www.elvpr.ru